


Throughout the Paper Project we are creating and undertaking in Creativity and Design, I've been recording data in the hope to use this as my information to create maps of my experience throughout the class. My variables included; Am I working on my Group or Individual or individual project, Emotion at the time, Stage of the work, What I am physically achieving and my cognitive state. Below I have added The images of recorded data while I was either in C&D class or undertaking the project at hand.

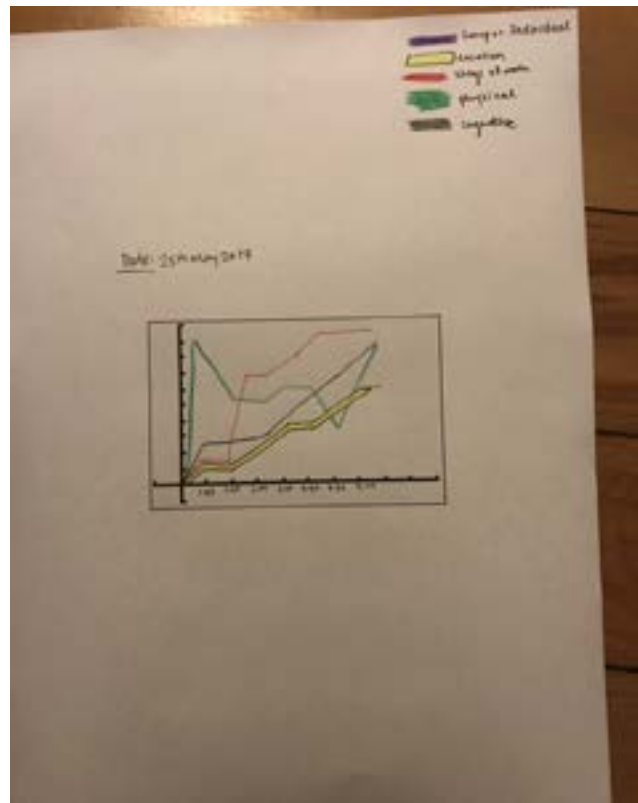
This experience helped me to understand my progression mentally and physically throughout the project in order to create our final end piece. It helped me to understand my thought process and also how often I am getting stressed, how hard I am working my body and what I can do to control these.



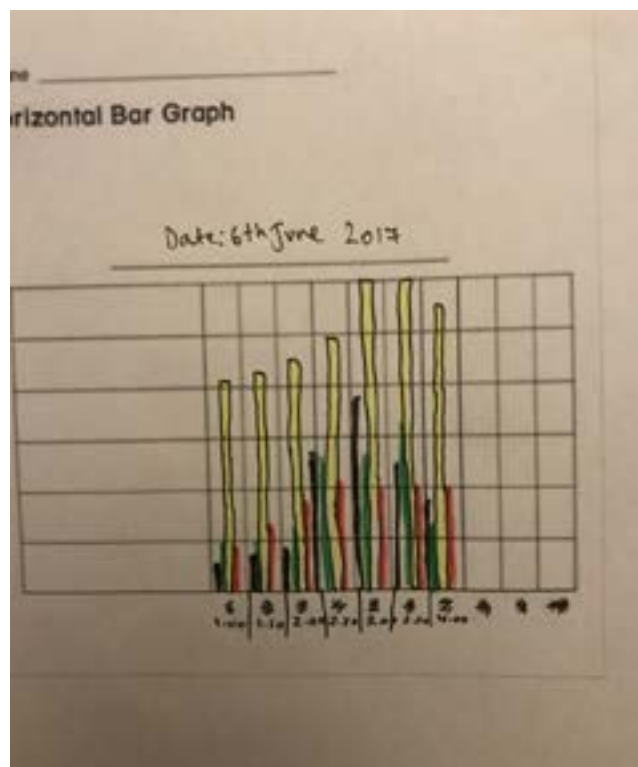
The next sequence of images are the maps/ graphs I'd created in order to visually show the data I'd collected.

These include three individual day graphs and an over-all image of the 10 day data recorded process.

This first image is the first day I started to record my data. This day I'd spent most of my time on my group project but doing individual research and drawing surrounding the discussion held with the group. We had decided on cut-out paper as our main medium and I'd really started experimenting and researching within that topic as shown above. At the end of this day I had a final breakthrough which helped with finishing our idea.



This next image was from the data recorded on the 6th of June. This full day was spent on my individual project and trying to get my idea finalised. This day I was also feeling very experimental in the plans that I was creating. A lot of work performed this



experimental as the materials I was working with, I'd never worked with before. My physical state was even throughout the whole day, maybe increasing a little as I was searching for materials. Over-all this day was fun and I had a finalised material to use by the end of the experimentation.

The 14th of June was full group work. With a finalised idea and a number of researched artists at our fingertips it was time to start drawing and cutting out our final pieces ready for installation. The majority of drawing was achieved by this date and cutting out of objects was taking place. This took immense amounts of concentration but was really exciting for me as it made the final installation come together. This day was also quite a physical day as we were transporting large amounts of materials from one building to the other.

This last image is an bar graph i created show show how I though my over all experience of the paper project. At the start I was neutral about the project but was happy with the end product.

